

Analyst Briefing Notes
Budget Committee
(October 30, 2008)

Page

PART I: CAPITAL PROGRAM

Executive Summary.....	2
Recommendations.....	5
2008 Capital Variance Review	7
5-Year Capital Plan (2009 Recommended Budget, 2010-2013 Plan).....	8
5-Year Capital Forecast (2014-2018)	9
10-Year Capital Plan & Forecast Overview	10
Changes to the 2009-2013 Capital Plan.....	13
Operating Budget Impact-10-Year Capital Plan & Forecast Plan.....	18
Total 2009 Recommended Cash Flow & Future Year Commitments.....	19

PART III: ISSUES FOR DISCUSSION

2009 Capital Budget Issues	21
5-Year Capital Plan (2010-2013) Issues.....	22
5-Year Capital Forecast (2014-2018) Issues	23
Issues Referred to the Budget Process.....	N/A

APPENDICES

Appendix 1: 2009 Rec'd Capital Budget; 2010 to 2013 Plan & 2014 to 2018 Forecast....	24 (a) to (p)
Appendix 2: 2009 Recommended Cash Flow & Future Year Commitments	25 (a) to (j)
Appendix 3: 2009 Recommended Capital Projects with Financing Details	26 (a) to (f)
Appendix 4: Reserve / Reserve Fund Review	27 to 34

Contacts: Judy Skinner
 Manager, Financial Planning
 Tel: (416) 397-4219


October 31, 2008

PART I: CAPITAL PROGRAM**Executive Summary**

- Parks, Forestry and Recreation's 2008 Approved Capital Budget of \$110.268 million was 20.2% spent as at June 30, 2007. As a result of impediments such as changes in plans relating to other parties and prolonged public consultations, actual expenditures by year-end are anticipated to be \$82.765 million or 75.1% of the 2008 Approved Capital Budget. Of this unspent balance, \$27.503 million is currently projected to be carried forward into 2009.
- The 10-Year Recommended Capital Plan and Forecast for Parks, Forestry and Recreation was developed with a focus on maintaining the health & safety and state-of-good repair needs of existing assets, while providing limited new initiatives in accordance with the strategic directions and principles approved by City Council, including, *Our Common Grounds*, the *Recreation Facilities Report*, and various City-wide strategies such as the Climate Change Action Plan.
- The 2009 Recommended Capital Budget; 2010 to 2013 Recommended Capital Plan; and 2014 to 2018 Proposed Capital Forecast totals \$748.333 million and requires debt funding of \$507.664 million. Of this total, cash flow of \$390.263 million with debt funding of \$232.539 million is recommended for the Parks, Forestry & Recreation 5-Year Capital Plan, with new cash flows of \$82.799 million in 2009; \$102.686 million in 2010; \$89.409 million in 2011; \$55.007 million in 2012; and \$60.362 million in 2013.
- The 2009–2013 Recommended Capital Plan calls for total debt of \$232.539 million, meeting the debt affordability target. The 2014-2018 Proposed Capital Forecast meets the 5 year debt target of \$275.125 but exceeds the 2014 target of \$51.978 million by \$3.022 million or 2.5% and is under target in each of the years 2015-2018 by smaller amounts.
- Debt financing is predominantly allocated to Legislated and State-of-Good-Repair projects within the Parks Forestry and Recreation 2009-2013 Capital Plan and 2014-2018 Proposed Capital Forecast – 75% in the 2009-2013 years and 76.6% in the 2014-2018 years. In contrast, Service Improvement projects are assigned 11.2% of debt financing in 2009-2013 and 15.8% in 2014-2018 and Growth projects are assigned 11.2% of debt financing in 2009-2013 and 6.1% in 2014-2018. This demonstrates the importance of other sources, including Development Changes and Reserve Funds to provide financing for Service Improvement and Growth projects.
- The Parks, Forestry and Recreation Recommended 2009-2013 Capital Plan, excluding unspent 2008 funding to be carried forward into 2008, totals \$390.263 million, of which 48% (\$186.875 million) is allocated to State-of-Good-Repair projects, 31% (\$120.494 million) to Growth related projects, 19% (\$75.539 million) to Service Improvement projects and 2% (\$7.055 million) to Legislated requirements.
- Based on those assets that have been audited to date, Parks, Forestry and Recreation will accumulate, by the end of 2008, a state-of-good-repair backlog of approximately \$232.831 million. Even with the adoption of the 2009 Recommended Capital Budget, this backlog is

projected to grow to \$260.928 million by the end of 2009. It should be noted that the debt target was increased for 2009 to \$40.681 million from the 2008 level of \$35.130 million to provide additional funding for this purpose. In fact, even with \$186.875 million of state-of-good-repair funding over the period 2009 to 2013, the backlog will grow to \$330.625 at the end of 2013. The forecasted backlog at the end of 2018 is projected to be \$365.870 million.

- The Parks, Forestry and Recreation Recommended 5-Year Capital Plan will increase the Program's future-year operating budgets by approximately \$12.338 million net over the five-year period. Approximately half of this impact arises from capital projects approved in 2008 and prior years. In addition, the parks to be developed through Waterfront Toronto, City Planning and Toronto and Region Conservation Authority initiatives will result in additional operating impacts to the Parks, Forestry and Recreation Program.
- The primary issues surrounding the Parks, Forestry and Recreation Recommended 10-Year Capital Plan and Forecast are: a) the ongoing pressure on future capital and operating budgets resulting from new and improved facilities; b) the state-of-good-repair backlog that continues to grow; and c) the development of a comprehensive strategy, driven by the Program's Service Plan, to prioritize the Program's future Capital Plans in the most effective manner.
- The Recommended 5-Year Capital Plan for Parks, Forestry and Recreation will deliver:
 - Community Centre facility projects – Edithvale, Warden Woods, and York, Railway Lands, and Regent Park;
 - Pool – Replacement for Lord Dufferin Pool in the Regent Park area;
 - Safety Re-fits on the Toronto Island Ferries Sam McBride and Thomas Rennie to meet Transport Canada new requirements;
 - Security system improvements for various facilities; and
 - Fleet and Equipment to support expansion and maintenance of the Tree Canopy.
- The Parks, Forestry and Recreation Recommended 5-Year Capital Plan is aligned with a range of strategic priorities outlined in the Mayor's Mandate, including *Strengthen Our At-Risk Neighbourhoods*, *Make Progress on The Waterfront*, and *Make Toronto a Clean and Beautiful City*.
- Bike Plan projects, totalling \$16.060 million, including all financing, previously included in the Parks, Forestry and Recreation Capital Budget are now included in the Transportation Services 2009-2013 Recommended Capital Plan and 2014-2018 Proposed Capital Forecast to facilitate delivery of the Bike Plan by 2012.
- Priority Neighborhood Projects to be delivered by Parks Forestry and Recreation in 2009 and 2010 totalling \$16.514 million with debt funding of \$5.725, are included in the Recommended 5-Year Capital Plan.
- The 2009 Recommended Capital Budget meets the 2009 debt affordability guideline of \$40.681 million. Of the total 2009 cash flow of \$82,799 million, 34% or \$24.247 million is



Recommendations

The City Manager and Acting Chief Financial Officer recommend that:

1. Council approve the 2009 Recommended Capital Budget for Parks, Forestry and Recreation with a total project cost of \$94.147 million, and 2009 cash flow of \$ 106.129 million and future year commitments of \$ 50.494 million comprised of the following:
 - a) New Cash Flow funding for:
 - i.) 99 new and change of scope sub-projects with a 2009 total project cost of \$94.147 million that requires cash flow of \$54.102 million in 2009 and future year commitments of \$23.425 million in 2010 and \$16.620 million in 2011;
 - ii.) 11 previously approved sub-projects with a 2009 cash flow of \$21.406 million and a future year commitment of \$10.449 in 2010;
 - iii.) 24 previously approved sub-projects with carry forward funding from 2007 and prior years requiring 2009 cash flow of \$7.291 million which forms part of the affordability target that requires Council to reaffirm its commitment; and
 - b) 2008 approved cash flow for 43 previously approved sub-projects with carry forward funding from 2008 into 2009 totalling \$23.330 million;
2. Council approve the new debt costs of \$1.017 million in 2009 and incremental costs of \$4.609 million in 2010, \$1.555 million in 2011, and \$0.570 million in 2012, resulting from the approval of the 2009 Recommended Capital Budget, to be included in the 2009 and future year operating impacts;
3. Council consider the net operating impacts in Parks, Forestry and Recreation's Operating Budget of \$3.834 million in 2009, \$1.656 million in 2010, and \$1.036 million in 2011, emanating from the approval of the 2009 Recommended Capital Budget, within the overall scope of Parks Forestry and Recreation's 2009, 2010 and 2011 operating budget submissions;
4. Council approve the 2010-2013 Capital Plan for Parks, Forestry and Recreation totalling \$256.970 million in project estimates, comprised of \$68.812 million in 2010, \$72.789 million in 2011, \$55.007 million in 2012, and \$60.362 million in 2013;
5. Council approve in principle the 2014-2018 Proposed Capital Forecast for Parks, Forestry and Recreation totalling \$748.833 million in project estimates, comprised of \$58.357 million in 2014, \$74.828 million in 2015, \$83.262 million in 2016, \$81.217 million in 2017, and \$60.406 million in 2018, and that this forecast be used as a foundation for preparing a firm 2010-2019 Capital Plan and Forecast as part of the 2010 Capital Budget process;
6. the Capital Emergency Fund sub-project be approved with funding of \$0.500 million for 2009 with the following conditions:

- a) projects funded must be demonstrable emergencies presenting a safety or security hazard, or impacting current operations, with a potential for significant damage resulting from the continuation of the problem identified;
 - b) all projects charged to the 2009 Capital Emergency Fund sub-project must be reported to Finance staff to ensure structures are provided to ensure accountability;
 - c) use of the funding must be reported in all variance reports and to Budget Committee at the time of consideration of the 2010 Capital Budget; and
 - d) any unspent balance at year-end cannot be carried forward;
7. all sub-projects with third-party financing be approved conditionally, subject to the receipt of such funding during 2009 and, if such financing is not forthcoming, their priority and funding be reassessed by City Council relative to other City-financed priorities and needs;
 8. approval of capital projects for Fleet acquisition be conditional upon the approval of the associated service expansions in the 2009 Operating Budget;
 9. to comply with Capital Policy, the costs of future land acquisitions be included in future parkland and facility development projects according to established service priorities; and
 10. a strategy to create a future financial provision for renewal and replacement of the Toronto Island ferry fleet be included for consideration during the 2010 Operating Budget process.

PART II: CAPITAL PROGRAM

2008 Capital Variance Review

2008 Budget to Actuals Comparison - Total Gross Expenditures (\$000s)					
2008 Approved	Actuals as of June 30 (2nd Qtr Variance)		Projected Actuals at Year End		Balance
\$	\$	% Spent	\$	% Spent	\$ Unspent
110.268	22.277	20.2%	82.765	75%	27.503

Comments / Issues:

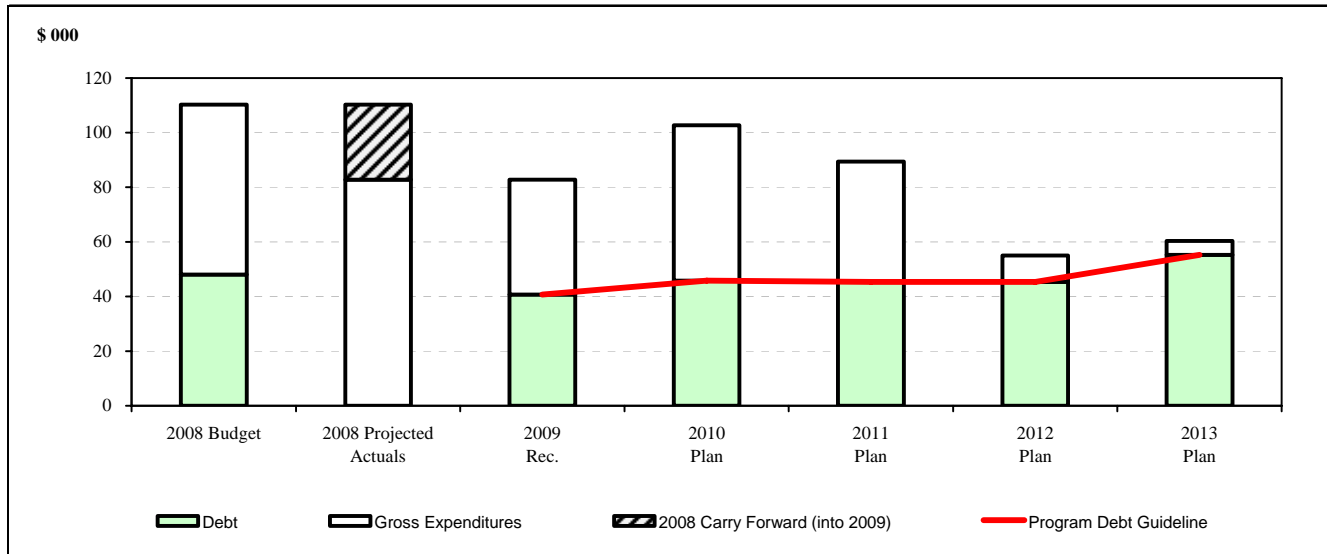
Parks, Forestry and Recreation spent \$22.227 million or 20.2% of the 2008 Approved Capital Budget of \$110.268 million by the end of the 2nd Quarter of 2008. The spending rate is expected to improve by year end, reaching \$82.765 million or 75.1% of the 2008 Approved Capital Budget.

Projected under-spending at year end of \$7.9 million arises from delays with Community Centre projects, with delays in the Warden Corridor Centre, in particular, due to a change in plans for the project.

In the Parks Development project, projected under-spending of \$5.9 million arises from delays with the CP PS LEAD right-of-way development and Wychwood Park, projects that will not be completed by year-end. Three Grange Park projects will also be delayed, as community consultation is taking longer than anticipated.

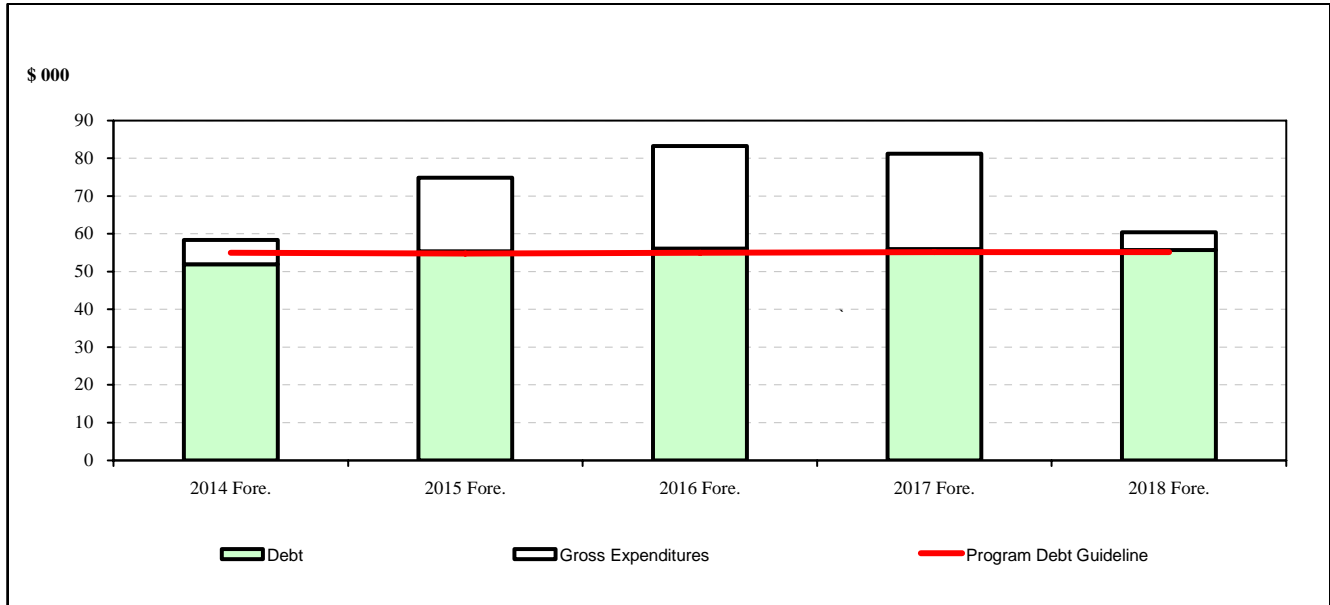
The Arena Capital Asset Maintenance project will be delayed due to additional community consultations and the Colonel Sam Smith Skating Trail project will also not be completed this year due to an extended community consultation process.

5-Year Capital Plan (2009-2013)



	2008		5-Year Capital Plan					2009-2013	5-Year Total Percent
	Budget	Projected Actual	2009	2010	2011	2012	2013		
Gross Expenditures:									
2008 Capital Budget & Future Year Commitments	110.268	82.765	21.406	10.449				31.855	
Recommended Changes to Commitments									
2009 New/Change in Scope and Future Year Commitments			61.393	23.425	16.620			101.438	
2010 - 2013 Capital Plan Estimates				68.812	72.789	55.007	60.362	256.970	
1-Year Carry Forward to 2009		27.503							
Total Gross Annual Expenditures & Plan	110.268	110.268	82.799	102.686	89.409	55.007	60.362	390.263	
Program Debt Target	35.130		40.681	45.808	45.400	45.350	55.300	232.539	
Financing:									
Recommended Debt	48.046		40.681	45.808	45.400	45.350	55.300	232.539	60%
Reserves/Reserve Funds	27.149		16.182	26.452	25.429	5.242	3.489	76.794	20%
Development Charges	7.414		5.993	13.644	8.334	3.415	1.573	32.959	8%
Federal	0.500							0.000	0%
Provincial	0.485							0.000	0%
Other Revenue	26.674		19.943	16.782	10.246	1.000		47.971	12%
Total Financing	110.268		82.799	102.686	89.409	55.007	60.362	390.263	100%
By Category:									0
Health & Safety									
Legislated	0.985		4.555	2.500				7.055	2%
SOGR	41.371		28.247	28.055	38.567	42.771	49.235	186.875	48%
Service Improvement	50.967		24.416	14.270	14.890	11.036	10.927	75.539	19%
Growth Related	16.945		25.581	57.861	35.952	1.200	0.200	120.794	31%
Total By Category	110.268		82.799	102.686	89.409	55.007	60.362	390.263	100%
Yearly SOGR Backlog Estimate (not addressed by current plan)			47.472	42.910	48.565	41.340	39.015		
Accumulated Backlog Estimate (end of year)		232.831	260.928	284.003	315.276	327.170	330.625	330.625	
Operating Impact on Program Costs			3.834	2.190	2.980	2.380	0.954	12.338	
Debt Service Costs			1.017	5.417	5.945	5.901	6.144	24.424	

5-Year Capital Forecast (2014-2018)



	5-Year Capital Forecast								10-Year Total Percent
	2014	2015	2016	2017	2018	2014-2018	2009-2018		
Gross Expenditures:									
2008 Capital Budget & Future Year Commitments							31.855		
Recommended Changes to Commitments									
2009 New/Change in Scope and Future Year Commitments							101.438		
2014 - 2018 Capital Forecast Estimates	58.357	74.828	83.262	81.217	60.406	358.070	615.040		
Total Gross Annual Expenditures & Plan	58.357	74.828	83.262	81.217	60.406	358.070	748.333		
Program Debt Target	55.000	54.750	54.975	55.200	55.200	275.125	507.664		
Financing:									
Recommended Debt	51.978	55.363	56.082	55.983	55.719	275.125	507.664		68%
Reserves/Reserve Funds	4.039	5.143	5.239	5.791	4.437	24.649	101.443		14%
Development Charges	2.340	14.322	21.941	19.443	0.250	58.296	91.255		12%
Federal									0%
Provincial									0%
Other Revenue							47.971		6%
Total Financing	58.357	74.828	83.262	81.217	60.406	358.070	748.333		100%
By Category:									
Health & Safety									
Legislated							7.055		1%
SOGR	44.400	44.625	44.125	44.875	44.156	222.181	409.056		55%
Service Improvement	12.290	21.375	17.205	12.850	10.950	74.670	150.209		20%
Growth Related	1.667	8.828	21.932	23.492	5.300	61.219	182.013		24%
Total By Category	58.357	74.828	83.262	81.217	60.406	358.070	748.333		100%
Yearly SOGR Backlog Estimate (not addressed by current plan)	38.099	38.099	38.099	38.099	38.099				
Accumulated Backlog Estimate (end of year)	337.674	344.723	351.772	358.821	365.870	365.870	365.870		
Operating Impact on Program Costs	0.215					0.215	12.553		
Debt Service Costs	7.106	6.842	7.215	7.288	7.271	35.722	60.146		

10-Year Capital Plan and Forecast Overview

- The 2009 Recommended Capital Budget, 2010-2013 Recommended Capital Plan and 2014-2018 Proposed Capital Forecast for Parks, Forestry and Recreation focuses on maintaining the health & safety and state of good repair of existing assets, while providing for limited new initiatives and improvements. Wherever possible, the Program has leveraged partnership funding to support its program. *Our Common Grounds* and the *Recreation Facilities Report* have provided strategic guidance to the 10-Year Plan and Forecast.
- Parks, Forestry and Recreation's 10 Year Capital Plan and Forecast includes ongoing State-of-Good-Repair work for \$409.056 million or 55% of the total, as well as several high priority new projects in the 2009-2013 years, including the development of a new Community Centre and Main Park in the Regent Park redevelopment area, and new community centre facilities, Edithvale, York and Warden. The planning phase of a new community facility in the Railway Lands (Spadina/Front) will be initiated in 2009. In the Forecast years, additional new Community Centre projects are included – Western North York, North East Scarborough, and Wabash Parkdale.
- The Parks Forestry and Recreation 2009-2013 Recommended Capital Plan meets the debt affordability targets year to year totalling \$232.539 million. The 2014-2018 Proposed Capital Forecast meets the 2014-2018 debt target of \$275.125 million for the 5 year period, but is over target by \$3.022 million or 5.5% in 2014, and under target in each of the years from 2015-2018, by small amounts each year.
- Reflective of its guiding objectives, the 10 Year Capital Plan and Forecast allocates 55% of the total forecasted cash flow to State of Good Repair projects at \$423.185, 24% to Growth Related projects at \$182.013 million, 20% to Service Improvement projects at \$150.209 million, and 1% to Legislated projects at \$7.055 million.
- **Multi-Year Debt Affordability Targets**
- The Parks Forestry and Recreation 2009 Recommended Capital Budget, 2010-2013 Recommended Capital Plan, and the 2014-2018 Proposed Capital Forecast meets the 10 year debt affordability targets over the 10 year period. However, in the 2014-2018 Capital Forecast, 2014 is over the target by \$3.022 million or 5.5%, while debt is just under target in the last 4 years to compensate. This issue will be reviewed when the 2010-2019 Plan and Forecast is prepared.
- It must be noted that the debt targets for the 2009-2012 period were each increased by approximately \$4 million per year over the levels provided in 2008, to provide additional funding to reduce the SOGR backlog.

Project Financing

- The Recommended 5-Year Capital Plan, excluding projects carried forward from 2008 requires funding of \$390.263 million. This financing is composed of debt funding at the corporate target of \$232.539 million or 60%, funding from Reserve Funds of \$76.794 million or 20%, funding from Development Charges of \$32.959 million or 8% and other sources (including donations) of \$47.971 million or 12%.

- The 2014-2018 Proposed Capital Forecast requires financing of \$358.070 million, comprised of debt funding at the corporate target of \$275.125 million or 77%, funding from Reserve Funds of \$24.649 million or 7%, funding from Development Charges of \$58.296 million or 16%. Additional funding from donations and other sources is likely, but is usually becomes available only 2-3 years in advance of delivery.

Development Charge Funded Projects

- The Parks Forestry and Recreation 2009 Recommended Capital Budget and 2010-2013 Recommended Capital Plan includes \$32.959 million of Development Charge funding representing 8.4% of total financing.
 - Development Charge funding in the 2009 Recommended Capital Budget of \$5.993 million reflects funds already received by the City.
 - Development Charge funding for 2010-2013 is estimated on the basis of the new Development Charge By-Law, which will be before Council for consideration shortly. These estimates will require review during the 2010 Capital Budget process to ensure consistency with the new Development Charge Bylaw adopted by Council.
- The Parks Forestry and Recreation 2014-2018 Proposed Capital Forecast includes \$58.296 million of Development Charge funding representing 16.3% of total financing. As the 2014-2018 Forecast will be reviewed during the 2010 Capital Budget process, this forecasted funding will be reviewed and revised, as necessary.

State of Good Repair (SOGR) and Unmet Service Needs

- Funding State-of-Good-Repair projects is a priority in the 2009-2013 Recommended Capital Plan. For the 5-years, SOGR funding represents \$186.875 million, or 48% of the Capital Plan. In fact, an increased debt target of approximately \$4 million per year in 2009-2012 and \$14 million in 2013 was provided to address the SOGR backlog.
- SOGR audits of assets are undertaken on a 3- to 5-year cyclical basis. Parks, Forestry and Recreation's state-of-good-repair work is identified in the Budget and Plan as its Capital Asset Management Plan (CAMP). The results of the SOGR audits drive the budget and assist in setting city-wide priorities.
- Delays in completing the state-of-good-repair backlog have a compounding impact. State-of-good-repair projects not completed within a reasonable timeframe often end up costing significantly more in the long run. If work cannot be undertaken on a timely basis, within several years of the audit, estimated costs will likely have increased due to inflation and further deterioration.
- Over the past five years, over \$150 million has been budgeted to address state-of-good-repair concerns. The state-of-good repair backlog for audited structures is estimated currently to be \$232.318 million dollars at the end of 2008. This backlog estimate will likely increase as the remaining 2008 audits are completed by the end of the year.

- The projected state-of-good-repair backlog based on actual figures during the year reported is estimated at:

End of 2008	– \$232.831 million
End of five years (2013)	– \$330.625 million
End of ten years (2018)	– \$365.870 million (projection)
- Parks, Forestry and Recreation’s Facility Compliance Assessment audits are performed by professional engineers and focus mainly on major facilities (for example, ice rinks and aquatic centres). These are the most complex and costly facilities to maintain and operate and they have a significant impact on program delivery. Hence, they require more comprehensive state-of-good-repair audits. Many of the smaller structures are either less sophisticated or have less advanced operating systems (for example, park washrooms or tennis buildings). The detail provided from the visual audits and discussions with staff responsible for maintaining these structures is sufficient to deal with any concerns.
- The more intensive Facility Compliance Assessment audits of major facilities such as community centres, pools and arenas, reconfirm the scope and scale of the state-of-good-repair work needed by Parks, Forestry and Recreation and form the basis of state-of-good-repair estimates in the 2008-2012 Recommended Capital Plan. A Facility Compliance Assessment is also included which assesses the facility conditions against a variety of standards, Acts and Codes including the Occupational Health & Safety Act, the Canadian and Ontario Building Code and the Canadian Construction Association’s Mould Remediation guideline (2004). Assessments consist of a wide range of information and include, but are certainly not limited to, the structural condition of the building, fire and life safety conditions, energy efficiency characteristics of current and associated systems and environmental issues pertaining to the Workplace Hazardous Materials Information System (WHMIS).
- State-of-good-repair audits completed to date include: indoor pools (35), outdoor pools (63), indoor arenas (53), artificial outdoor arenas (63), community centres (132), service buildings (97), clubhouses (94), public washrooms (55), field houses (73), concession facilities (13), Toronto Island buildings (50), parks buildings (628), parks bridges (298), parks parking lots (365), greenhouses (16), waterplay and splash pads (176), tennis courts and sports pads (265) and trails and pathways (580 km). Seawalls, Harbourfront Centre and ferry boat audits were completed last year.
 - Other assets that remain to be audited include: ferry dock facilities, bocce courts, ball diamonds, cricket pitches, fountains, and boardwalks.
- Included with the 2008 Capital Budget and 2009-2012 Capital Plan were estimates for the next 5 year provided with no reference to a debt affordability target for the period. As debt affordability targets have not been provided for the full 10-Year period, a number of projects are not longer included 10-Year Capital Plan and Forecast. Among the projects which have been deferred are Community Centre Projects for Scarborough City Centre, Sheppard Corridor Don Mills - McCowan, Etobicoke Coty Centre, North Rexdale, and Central Waterfront and a number of smaller projects.

Program Capacity and Readiness to Proceed

In the past, spending rates have not supported a capacity to expand the Parks, Forestry and Recreation capital budget. The Program has a history of challenges in spending its annual Approved Capital Budget. As the table below indicates, the average spending rate from 2001 to 2008 is 60%.

The Program has worked to phase the cash flow for large projects over several years, establishing a planning phase in the first year. The inclusion of projects in the budget whose funding is not entirely received by the City is actively discouraged; as such projects cannot proceed until all funding is available. Proceeds from sources such as Section 37 Agreements cannot be reliably timed in advance, thus these projects are not included in the budget until receipt of the funds. A recommendation is included with the 2009 Capital Budget stating that all projects with third party funding are approved conditionally, subject to the receipt of that funding.

There are several factors which contribute to project delay, but are generally outside of staff control. Approximately 60% of the work required with Parks, Forestry and Recreation capital projects is outdoors and subject to delays due to adverse weather conditions. Extended public consultation processes also significantly delay the progress of capital work.

The Program is projecting an improved spending rate for 2008, based on the actions described above, as well as ensuring that project funding added to the Budget during the year is phased, in accordance with a realistic cash flow plan, over several years.

Parks, Forestry and Recreation's Spending Rates (\$000s)

Year	Plan	Actuals	% Spent
2008*	110,268	82,765	75%
2007	97,825	59,062	60%
2006	115,714	64,784	56%
2005	88,757	42,631	48%
2004	77,506	47,160	61%
2003	72,914	44,659	61%
2002	65,341	31,853	49%
2001	63,788	39,749	62%
TOTAL	692,113	412,663	60%

*as projected in 2nd Quarter Variance Report

Changes to the 5-Year Capital Plan (2009-2013)

The Recommended 5-year Capital Plan includes a number of changes from the Council Approved 2008-2012 Capital Plan arising from the inclusion of projects that address City priorities and commitments.

- **Regent Park and Community Centre**

The redevelopment of Regent Park is a City priority, coordinated by the Toronto Community Housing Corporation (TCHC), requiring the City to support the renewal of community infrastructure, including redevelopment of the Main Park and a new Community Centre. Work on the Main Park will start in 2009 with a planning phase, and be completed in 2011, for a total

cost of \$6.250 million. The Community Centre is budgeted for \$10.2 million over the same time period.

- **Railway Lands Community Centre**

A partnership with TCHC, the Toronto District School Board, the Toronto Catholic District School Board, and Children's Services has resulted in the inclusion of \$13.9 million for a project to construct the community centre portion of a shared facility in the Railway Lands area (Spadina/Front) to be completed in 2011.

- **St. Matthew's Lawn Bowling Club House**

An Ontario Municipal Board decision on a mixed-use redevelopment of the Bridgepoint Hospital site resulted in the heritage site designation of St. Matthew's Lawn Bowling Club House and the structure coming into City ownership. However, the Club House now must be relocated from its location on Gerrard Street in front of the Don Jail to East Riverdale Park, to facilitate the redevelopment of the site. Its relocation in 2009 is provided for in an Outdoor Recreation Centre project at a cost of \$1.555 million.

- **Toronto Island Ferry Safety re-fits**

Transport Canada has ordered mandatory bulkhead re-fits to the Thomas Rennie and Sam McBride ferries which serve Toronto Island in the summer months. This work will cost a total of \$5 million and will be phased over 2 years, with no disruption to the summer ferry service, beginning in 2009.

- **Dogs Off Leash Area Fencing**

The Dogs, People and Parks Policy approved by Council in 2007 has resulted in the identification 19 off-leash areas, each of which require fencing and a gate. The 2009 Recommended Capital Budget includes \$1.5 million to meet this requirement.

- **Fleet and Equipment to support expansion of the Tree Canopy**

To support the Tree Canopy expansion and the improved maintenance of the urban forest a number of new fleet and equipment purchases are included in the 2009 Recommended Capital Budget and 2010-2012 Capital Plan, totalling \$5.6 million. These are recommended on the condition that the related Operating Budget resources are approved by Council in the 2009 Operating Budget process.

Capital Projects Highlights

The 10-Year Capital Plan advances the following strategic priorities by including funding in the first 5 years:

- ***Strengthen Our At-Risk Neighbourhoods***

The Parks, Forestry and Recreation Recommended 5-Year Capital Plan will continue to invest in recreational infrastructure in Toronto's Priority Neighbourhoods on a partnership basis. Renovations to improve community space at Antibes Community Centre in the Westminster-Branson neighbourhood

(a \$1.7 million project with \$1 million of debt funding) and at Crescent Town (a \$0.300 million project with \$0.200 million of debt funding). In the Jane-Finch neighbourhood, an outdoor portable stage venue with seating will be developed near the Oakdale Community Centre (a \$1.250 million project with \$1 million of debt funding).

- ***Invest \$13 Million in 13 Priority Neighbourhoods***

Parks, Forestry and Recreation's Recommended 5-Year Capital Plan includes the continued investment in the 13 Priority Neighbourhoods such as the Warden Woods Community Centre Construction phase for \$9.549 million in 2009 and 2010, as well as a total of \$10.045 million the next two years to be allocated to other Priority Neighbourhood projects. Included among these projects are an additional youth activity space at the McGregor Community Centre in Dorset Park, and at the East Scarborough Boys and Girls Club, and expansion of the Scarborough Village Community Centre to create a community hub, all of which are based on partnerships with various outside parties.

- ***Make Progress On The Waterfront***

Most of the capital funding for the development of waterfront parks resides with Waterfront Toronto. However, Parks, Forestry and Recreation continues with the multi-year state-of-good-repair program for Harbourfront Centre and associated seawalls and outdoor amenity spaces. The 5-Year Capital Plan includes \$9.2 million in new funding for this initiative.

- ***Speed Up the Implementation of Toronto's Bike Plan***

In the City's 2009 Recommended Capital Budget and 2010-2013 Capital Plan, the Toronto Bike Plan has now been focused in the Transportation Services Capital Budget. Starting in 2009, Transportation Services will be responsible for the majority of items required to deliver the Bike Plan by 2012. Capital funding of \$7.950 million has been transferred from Parks, Forestry and Recreation to Transportation Services for 2009-2013 to deliver the off-road bike trails identified in the Bike Plan. Coordination between the two Programs will support this acceleration strategy. Parks, Forestry and Recreation continues its responsibility for the State-of-Good-Repair work on Trails, Pathways and Bridges in Parks, with \$15.125 million of new project funding being provided in the 2009 Recommended Capital Budget and 2010-2013 Capital Plan, as well as various upgrades and new connections for trails within the Parks system.

- ***Make Toronto a Clean and Beautiful City***

Parks, Forestry and Recreation's Capital program works to help ensure that public spaces, facilities, parks and ravines are maintained to meet service quality standards. Landscaping designs and horticultural treatments in parks will continue their contribution to the Clean and beautiful City. In this area, the Recommended 5-Year Capital Plan includes \$1.275 million in funding for development of the Natural Heritage in Valley Brick Works Park, as well as other planting and restoration projects.

Summary of Major Capital Initiatives

(In \$Thousands)	2009 Rec. Budget	2010 Plan	2011 Plan	2012 Plan	2013 Plan	5-Year Plan	2014 -2018 Forecast	2009 -2018 Total
New & Expanded Facility Projects								
PFR Major Facility Build Program			500	2,500	2,500	5,500	18,080	23,580
Regent Park - Replace Lord Dufferin Pool	6,581	3,900				10,481		10,481
Edithvale CC - Construction (RFR #4)	11,000	4,000				15,000		15,000
York Community Centre - New Facility Con (RFR #1)	3,900	12,000	10,500			26,400		26,400
Warden Corridor Community Centre -Construction	6,300	3,249				9,549		9,549
Regent Park Community Centre	300	10,500	10,200			21,000		21,000
Railway Lands (Spadina/Front) CC	200	7,000	6,700			13,900		13,900
Canadian Tire CC - Construction		6,062	6,062			12,124		12,124
Wabash Parkette - Build new Community Centre							12,600	12,600
Western North York Community Centre							15,600	15,600
North East Scarborough Community Centre							21,500	21,500
IT Projects								
311 Customer Service Strategy - final phase	2,026					2,026		2,026
Division IT Initiatives FY2009 -2018	250	200	500	200	200	1,350	1,000	2,350
Sub-Total	30,557	46,911	34,462	2,700	2,700	117,330	68,780	186,110
Other Major City Initiatives:								
Parks & Trails Build Program 2012-2018				500	2,000	2,500	15,950	18,450
Various Parks Rehabilitation 2009-2018	2,000	2,000	3,000	3,000	3,000	13,000	15,000	28,000
Regent Park Redevelopment -Main Park	200	1,900	4,150			6,250		6,250
Priority Neighborhoods Investments	1,055	9,350				10,405		10,405
Safety Refit of Thomas Rennie & Sam McBride Ferries	2,500	2,500				5,000		5,000
Sub-Total	5,755	15,750	7,150	3,500	5,000	37,155	37,155	74,310
Total	36,312	62,661	41,612	6,200	7,700	154,485	105,935	260,420

(includes 2008 funding carried forward into 2009)

The Parks Forestry and Recreation Recommended 5-Year Capital Plan includes \$113.954 million for the construction of new facilities and \$3.376 million for the implementation of new information technology. An additional \$68.780 million is included in the 2014-2018 Capital Forecast. The Facility projects will all result in additional Operating Budget impacts to deliver new services to the public, resulting in a very significant pressure on future year Operating Budgets. The IT projects include the Program's contribution to the City's 311 Customer Service Strategy with an automated work order system. The Major Facility Build program starting in 2011, is included as part of the Program's plans to review service delivery needs and standards to enable a more focused allocation of future years' capital resources. A similar approach is planned for the Parks and Trails Build Program, starting in 2012.

Three major projects, totalling \$38.800 million, to support the redevelopment of Regent Park, in partnership with the Toronto Community Housing Corporation, are included in the Recommended 5-Year Capital Plan. The replacement of the Lord Dufferin Pool, with overall project cost of \$11.550 million, has funding of \$10.481million in the Recommended 5-Year Capital Plan to bring it to completion. Work will start in 2009 on the Main Park and new Community Centre in Regent Park, for completion in 2011, with project costs of \$6.250 million for the Park and \$21 million for the Community Centre.

The Safety Refit of the Thomas Rennie and Sam McBride Toronto Island ferries is required by 2010 as a result of Transport Canada inspections. Work will be performed over the next two years, with no impact to service, and at total estimated cost of \$5 million over the period. This requirement highlights the fact that the Program has no financial provision for either major repairs or replacements for its Ferry Fleet.

Other Highlights:

- The Parks, Forestry and Recreation 2009 Capital Budget includes a system upgrade security plan for various facilities, developed in conjunction with the City's Corporate Security Policy.
- Outdoor Recreation Centre capital projects in the 5-year Plan include the completion of the Tam Heather Tennis Dome; skateboard parks at Ashbridges Bay and other locations; sports and soccer field improvements at Grandravine, Flemingdon, Panorama, Earls court and Leacock Parks, among others; and lighting at 2 other parks.
- Park development 2009 highlights include the redevelopment of Oriole Park, Marie Curtis Park (Canada Arsenal lands, joint project with TRCA and the City of Mississauga), and Phase 2 of the CPS Lead Trail.
- Playgrounds and water play elements will be upgraded in 2009 and renovated at 12 sites, including a new water play at Harryetta Gardens Parks.
- Construction will begin on the Regent Park Pool (Lord Dufferin), the Warden Woods Community Centre and the Edithvale Community Centres.
- Planning phases will start in 2009 for the York Community Centre, The Milliken Park Community Centre, Marie Curtis Parks, and the Oriole Park Redevelopment.
- Multi-year projects to be completed in 2009 include the Flemingdon Park redevelopment, Jenner Jean-Marie Community Centre Expansion, O'Connor Community Centre expansion, the Stephen Leacock Arena renovation and the Ashbridge's Bay Skateboard Park.

**Operating Budget Impact – 10-Year Plan & Forecast
Incremental Operating Impact Summary**

(In \$Thousands, except for Positions)	2009 Rec. Budget	2010 Plan	2011 Plan	2012 Plan	2013 Plan	5-Year Plan	2014 - 2018 Forecast	2009- 2018 Total
2009 Recommended Capital Budget								
Program Costs (net)	3,834	1,656	1,036			6,526		6,526
Approved Positions	46	19	19			84		84
Debt Service Costs	1,017	4,609	1,555	570		7,751		7,751
Recommended 2010-2013 Capital Plan								
Program Costs (net)		534	1,944	2,380	954	5,812		5,812
Approved Positions		3	25	32	8	68		68
Debt Service Costs		807	4,390	5,331	6,144	16,672		16,672
Proposed 2014-2018 Capital Forecast								
Program Costs (net)							215	215
Approved Positions							2	2
Debt Service Costs							35,722	35,722
Total								
Program Costs (net)	3,834	2,190	2,980	2,380	954	12,338	1,415	13,753
Approved Positions	46	22	44	32	8	152	2	154
Debt Service Costs	1,017	5,417	5,945	5,901	6,144	24,424	35,722	60,146
<i>Debt Service cost of repayment of principal and interest is calculated according to corporate guidelines, in the following manner: 2.5% Year 1, and 13% for subsequent years</i>								

The Parks, Forestry and Recreation 2009-2013 Recommended Capital Plan will increase future-year Parks, Forestry and Recreation operating budgets by approximately \$6.526 million net and 152 new positions, over the five-year period. The Program will incur additional operating budget impacts from completion of projects delivered by Waterfront Toronto and the Toronto and Region Conservation Authority (TRCA), as well as in-kind park improvements arising from Section 37 Agreements with developers. The operating budget impacts of these Parks, Forestry and Recreation capital projects will be 100% City-funded, although efforts are being made to secure contributions from Waterfront Toronto to assist in that area over the 5 years following project completion.

These figures represent an estimate of operating budget impacts and positions required, as well as the timing of project completion.

Operating budget impacts arising from the 2014-2018 Proposed Capital Forecast have not been developed, for the most part. This information will be required as part of the preparation of a firm 2010-2019 Capital Plan and Forecast for the 2010 Capital Budget process.

Total 2009 Recommended Cash Flow & Future Year Commitments (\$000s)

	2007 & Prior Year Carry Forwards	2009 Previously Approved Cash Flow Commitments	2009 New Cash Flow Recommended	2009 Total Cash Flow Recommended	2009 Debt Target	2008 Carry Forwards	Total 2009 Cash Flow (Incl 2008 C/Fwd)	2010	2011	2012	2013	2014	2015	2016	2017	2018	Total Cost
Expenditures																	
Previously Approved	7.291	21.406		28.697		23.330	52.027	10.449									62.476
Change in Scope			1.090	1.090			1.090	0.700									1.790
New			45.832	45.832			45.832										45.832
New w/Future Year			7.180	7.180			7.180	22.725	16.620								46.525
Total Expenditure	7.291	21.406	54.102	82.799	-	23.330	106.129	33.874	16.620	-	-	-	-	-	-	-	156.623
Financing																	
Reserves/Res Funds	3.263	1.150	11.769	16.182		6.971	23.153	6.782	5.150								35.085
Development Charges	1.746	3.604	0.643	5.993		1.400	7.393	12.618	5.070								25.081
Other	2.282	14.225	3.436	19.943		10.773	30.716	0.959	0.970								32.645
Debt	-	2.427	38.254	40.681	40.681	4.186	44.867	13.515	5.430								63.812
Total Financing	7.291	21.406	54.102	82.799	40.681	23.330	106.129	33.874	16.620	-	-	-	-	-	-	-	156.623

Comments / Issues:

- The Parks, Forestry and Recreation 2009 Recommended Capital Budget is \$106.129 million gross. This includes \$7.291 million in unspent funding for projects approved in 2007 and prior years being carried forward to 2009, \$21.406 million in funding for previously-approved commitments, \$54.102 million for new projects, and \$23.330 million in unspent funding for projects approved in 2008 to be carried forward to 2009.
- The 2009 Recommended Capital Budget will be financed by debt of \$44.867 million; Development Charges of \$7.393 million; reserve funds of \$23.153 million; and other funding, such as donations and partnerships, of \$30.716 million.
- Approval of the 2009 Recommended Capital Budget will result in new commitments of \$33.874 million in 2010 and \$16.620 million in 2011.

2009 Recommended Capital Budget

2009 Recommended Capital Budget versus Debt Target

The 2009 Recommended Capital Budget meets the 2009 debt affordability guideline of \$40.681 million. This target represents a \$5.551 million or 15.8% increase from the \$35.130 million in new debt that was approved for 2008. This increase represents another moderate increase in the Program's debt allocations, to address state of good repair needs, while supporting improved spending rates.

Capital Budget by Project Category

34% of the funding in the Parks, Forestry and Recreation 2009 Recommended Capital Budget is allocated to State-of-Good-Repair projects. Despite this allocation of \$28.247 million to new State-of-Good-Repair projects, the Program's accumulated backlog will grow during the year from \$232.931 million at the end of 2008 to \$260.928 million.

31% of the funding in the Parks, Forestry and Recreation 2009 Recommended Capital Budget is allocated to Growth-Related projects. Of the total allocation of \$25.591 million, \$20.220 million is allocated to new community centre projects and \$3.781 million to the Lord Dufferin Pool project.

29%, or \$24.416 million, of the funding in the Parks, Forestry and Recreation 2009 Recommended Capital Budget is allocated to Service Improvement projects. Service Improvement projects are primarily focused on Park development project with other funding distributed among Outdoor Recreation Centres, Playgrounds and Waterplay projects, Trails and Pathways and small Community Centre improvements.

6% of the funding in the Parks, Forestry and Recreation 2009 Recommended Capital Budget is allocated to Legislated projects. Two primary projects make up most of this category -- \$1.555 million for the required relocation of the St. Matthews Lawn Bowling Club House from the Bridgepoint Hospital site and \$2.5 million for the first phase of the Ferry Re-fit project.

Capacity and Readiness to Proceed

The Program has worked to improve its spending rates over the past several years. Projects have been phased over several years to reduce the impact of any delays in the planning and community consultation phases, on overall spending rates. Large and mid-size projects are cash flowed over several years, based on realistic expectations. For the most part, projects with incomplete third party funding are not included in the Budget until funds are available. State-of-Good-Repair work in Capital Asset Management Plan (CAMP) projects are directed by a priority list developed from building and facility audits, which allows work to move forward at other locations as issues arise.

PART III: ISSUES FOR DISCUSSION**2009 Recommended Capital Budget Issues**

- **St. Matthew's Lawn Bowling Club House Move**

As a result of the Ontario Municipal Board's approval of a mixed-use redevelopment of the Bridgepoint Hospital site and the heritage site designation of the St Matthew's lawn bowling club house, located on that site, the City became responsible for the relocation of the club house from its location in front of the Don Jail to East Riverdale Park. This responsibility was assigned to Parks Forestry and Recreation, with the relocation having a total cost of \$1.555 million, of which Bridgepoint Hospital will provide \$0.450 million. This project funding is included as an Outdoor Recreation Centre project in the 2009 Capital Budget.

- **Projects Dedicated to Planting of Trees and Shrubs**

It has been determined that the City will follow the Public Sector Accounting Board standard that excludes natural assets, such as trees and shrubs, from being treated as capital assets. As a result, tree and shrub acquisition projects in the capital budgets of all City Programs have been transferred to the respective operating budgets, and reserve fund resources have been allocated to provide for them in 2009. The Parks Forestry and Recreation Capital Budget in recent years has included a Tree Advocacy project providing \$1.5 million for tree planting, with \$1 million of debt funding supplemented by \$0.5 million of donations. In addition, \$0.105 million of funding was included in the Environmental Initiatives project for trees and shrubs to naturalize parkland areas. These amounts will now be transferred to the Parks Forestry and Recreation Operating Budget and previous debt funding will now be funded from a designated reserve fund. Tree planting funds in other Capital Budgets will be treated in a similar manner. This will provide room for other projects, particularly SOGR.

- **Emergency Fund**

The Parks, Forestry and Recreation 2009 Recommended Capital Budget includes \$0.500 million for a Capital Emergency Fund sub-project.

It is recommended that the approval of the 2009 Capital Emergency Project funding be subject to the conditions listed below, which are the same as in 2008, with a report on the use of the 2009 funding to be submitted to Budget Committee at the time of consideration of the 2010 Capital Budget.

- a) projects funded must be demonstrable emergencies presenting a safety or security hazard, or impacting current operations, with a potential for significant damage resulting from the continuation of the problem identified;
- b) all projects charged to the 2009 Capital Emergency Fund sub-project must be reported to Finance staff to ensure structures are provided to ensure accountability;
- c) use of the funding must be reported in all variance reports and to Budget Committee at the time of consideration of the 2010 Capital Budget; and

d) any unspent balance at year-end cannot be carried forward.

- **Fleet Requirements to Support Maintenance of the Urban Forest**

A total of \$5.797 million is included in the Capital Plan for 2009-2012 to acquire fleet and equipment necessary to increase tree preservation and the maintenance of the urban forest. These are related to New and Enhanced Service requests that will be considered with the Parks, Forestry and Recreation 2009 and future year Operating Budget. A total of \$1.039 million is recommended in the 2009 Capital Budget, conditional upon approval of the Operating Budget costs. The following lists the fleet and equipment expenditures included in the 2009 Recommended Budget and 2010 -2012 Capital Plan, subject to operating funding and future operating submissions. The timing of these items will be reviewed in light of decisions to move forward in the 2009 and future year Parks, Forestry and Recreation Operating Budgets

New Fleet and Equipment for Tree Maintenance (\$000's)

Item	2009	2010	2011	2012
Maintenance of Natural Areas - 2008 annualization	0.144			
Commerical Tree Program	0.547			
Area Maintenance (Ph 2, Tree Service Delivery)	0.044	2.000		
Tree Preservation	0.304			
Trees in Parks			1.800	
Trees in Natural Areas			0.050	
Forest Health Care				0.220
Tree Planting Partnership				0.689
TOTAL	1.039	2.000	1.850	0.909

5-Year Capital Plan Issues

- **Development Charge Financing**

Although Development Charge funding in the 2009 Recommended Capital Budget is allocated based on confirmed balances in the Development Charge Reserve Fund, future year Development Charge funding is allocated on the basis of estimated future Development Charge revenues being received by the City, based on the new Development Charge By-law before Council this Fall. As a result, all Development Charge funded projects will be re-evaluated during the 2010 Capital Budget process, to ensure consistency with the new Development Charge By-Law and forecast of development charge revenue.

- **Strategy for Parkland Acquisition**

The Recommended 5-Year Capital Plan includes only one ongoing project for Parkland Acquisition, with an estimated spending \$0.200 million per year for land acquisition costs. The practice has been to amend the Program’s Capital Budget with in-year, individual reports for Committee and Council each time an acquisition opportunity comes forward. This approach does not follow capital budget policy and does not secure land acquisition funding for sites critical to program delivery priorities.

The Program intends to develop a service plan which will identify areas where parkland and facilities are below standard. To comply with capital budget policy, it is recommended that the costs of future land acquisitions be included in future parkland and facility development projects according to establish service plan priorities. Where specific facility projects require land for delivery, this cost should be included in the specific project for which land acquisition is required, as part of the cost of a new community centre, park or other facility. This will effectively support dedication of reserve fund land acquisition resources to support delivery of the Program's service plans.

- **Adequacy of funding for Toronto Island Ferry Renewal and Replacement**

The requirement for \$5 million of debt funding in the 2009-2013 Recommended Capital Plan for ferry refits raises a concern about the lack of financial provisions for future major repairs or replacement of the Toronto Island Ferry Fleet. Although these vessels are required for a service for which user fees are charged, the City does not set aside any portion of that fee for fleet replacement and renewal. It is recommended that the Program report during the 2010 Operating Budget process on a strategy to develop a financial capacity to renew and replace the ferry fleet.

5-Year Capital Forecast Issues

- **Major Facility Build Project and Parks and Trails Build Program**

The 10-Year Capital Forecast includes 2 projects which set aside funds for future facility and parkland developments. These are really "place holder" projects within the 10 year Plan and Forecast. The Program intends to review service delivery needs and standards to enable a more focused allocation of future years' capital resources in major capital-intensive facility areas such as pools, arenas and community centers, as well as trails and parkland. It is expected that this will result in future years' Capital Plans benefiting from clear program direction and supporting future service delivery in areas of need.

- **5-Year Capital Forecast Development**

In prior year Capital Budgets, the City had no capital targets past the 5th year of the Capital Plan. In the 2009 Capital Budget process, it was decided to bring forward 10 years of debt targets. For the Parks, Forestry and Recreation Capital Forecast (2nd 5-years) this has resulted in a dramatic reduction of forecasted expenditures in order to meet the debt targets set for the outer 5 years. Rather than a 2nd 5 year period showing almost double the values of the 5-Year Capital Plan, the 2nd 5 year forecast is virtually equal in value to the 5-Year Plan years.

Prior to 2009, many projects were pushed from the 5-Year Plan into the 2nd 5 years into what became a list of requests significantly above future affordability targets. This year, with the development of 10 years of debt targets, many such projects have fallen past the end 10 year planning span. Of course, there are also greater uncertainties concerning availability of reserve funds, development charges, and other funding sources, in the 5-Year Forecast period, as well. However, there is now a much more realistic representation of projects which can be delivered within the 10 year span, than was previously seen.

Appendix 1

**2009 Recommended Capital Budget;
2010 to 2013 Plan and 2014 to 2018 Forecast**

Appendix 2

**2009 Recommended Cash Flow
and Future Year Commitments**

Appendix 3
2009 Recommended Capital Projects
with Financing Details

Appendix 4 Reserve / Reserve Fund Review

Reserve / Reserve Fund Name	Project / SubProject Name and Number	Projected Balance as of December 31, 2008 (\$000)	Proposed Withdrawals (\$000)								2009-2018 Total					
			2009 Rec'd Budget	2010 Plan	2011 Plan	2012 Plan	2013 Plan	2014 Forecast	2015 Forecast	2016 Forecast		2017 Forecast	2018 Forecast			
XR1011 Capital Financing Reserve Fund	311 Customer Service Strategy	-	(1,326)													(40,521)
	Fleet - Commercial Tree Program		(547)													
	Fleet - Maintenance of Natural Areas		(144)													
	Fleet - Tree Preservation		(304)													
	Fleet - Area Maintenance (Phase 2 of Tree Serv. De		(44)	(2,000)												
	Fleet/Equipment-Ravine & Watercourse Mtnce		(200)													
	Fleet - Trees in Parks				(1,800)											
	Fleet - Trees in Natural Areas				(50)											
	Fleet - Tree Planting Partnership						(689)									
	Fleet - Forest Health Care						(22)									
	Regent Park Redevelopment (TCHC) Phase 2		(200)	(1,900)	(4,150)											
	Regent Park CC - Design		(300)	(200)	(200)											
	Regent Park CC - Construction			(10,300)	(10,000)											
	Railway Lands New CC (Spadina/Front)			(2,909)	(3,236)											
			(3,065)	(17,309)	(19,436)	(711)	-	-	-	-	-	-	-	-	-	-
XR1012 Land Acquisition Reserve Fund	Etobicoke Motel Strip Expropriation - Gadzala Proper	88,480	(500)													(500)
XR2004 Parkland Acquisition RF - North York	North York Civic Soccer Fields (SFP)	213	(25)													(194)
	Grandravine Park - Upgrade Softball Field		(25)													
	Play Area Enhancements FY2011				(50)											
	Play Area Enhancements FY2012						(60)									
	Play Area Enhancements FY2013							(34)								
		(50)	-	(50)	(60)	(34)	-	-	-	-	-	-	-	-	-	
XR2005 Parkland Acquisition R F - Toronto	Ashbridges Bay - Sports Field Lighting	934		(25)	(78)											(617)
	West Queen West Triangle - New Park Development			(50)												
	Clarence Square - Redevelopment Phase 2							(28)								
	Trinity Bellwoods Volleyball Crts-Resurfacing					(125)										
	Grange Park - Wading Pool Conversion				(25)	(200)										
	Riverdale Park East - Lighting of Path			(25)	(61)											
		-	(100)	(289)	(200)	-	(28)	-	-	-	-	-	-	-	-	
XR2007 Park Acq. - SB - pre 99	Tam Heather Tennis Dome Phase 1	1,709	(70)													(1,638)
	Morningside Yard - Soccer Fields			(87)												
	McGregor Park - Ball Diamonds Upgrade			(50)												
	Adams Park - Irrigation System/Backstop Upgrade				(100)											
	West Rouge Canoe Club - Clubhouse (Rebuild)						(25)	(2)								
	Whitehaven Park - Total Redevelopment		(25)	(23)												
	Thomson Park - Redevelopment of Park Areas								(40)							
	Play Area Enhancements FY2011					(113)										
	Play Area Enhancements FY2012						(110)									
	Play Area Enhancements FY2013							(119)								
	John Tabor Park - Conversion of Wading Pool			(25)	(151)											
	Tall Pines Park - Upgrade Spraypad Equipment				(50)											
	Wickson Trail - Trail Construction			(19)		(14)										
	East Point Park - Install Pathway															
	Warden Corridor Community Centre - Construction				(290)											
East Scarborough B&G Club Addition DESIGN		(200)		(25)												
Malvern CRC - Installing a Gym Wall Divider.			(100)													
		(295)	(619)	(428)	(135)	(121)	(40)	-	-	-	-	-	-	-	-	
XR2014 Subdividers Deposit Reserve Fund	Eglinton/Black Creek CC (York CC)	19,546	(200)													(200)
XR2034 Parkland Acquisition- East York Local Dev	Jenner Jean-Marie CC-Addl & New Facility (RFR #2)	1	(9)													(9)
XR2036 Parkland Acquisition - ET	Queensway Park - Baseball Lighting	272		(42)												(97)
	Ward 6 Needs Assessment Study		(4)													
	Summerlea Park - Redevelopment of Park		(25)													
	Play Area Enhancements FY2013						(26)									
		(29)	(42)	-	-	(26)	-	-	-	-	-	-	-	-	-	

2008-2017 Capital Program

Parks, Forestry & Recreation

Reserve / Reserve Fund Name	Project / SubProject Name and Number	Projected Balance as of December 31, 2008 (\$000)	Proposed Withdrawals (\$000)										2009-2018 Total			
			2009 Rec'd Budget	2010 Plan	2011 Plan	2012 Plan	2013 Plan	2014 Forecast	2015 Forecast	2016 Forecast	2017 Forecast	2018 Forecast				
XR2038 Parkland Development - ET Local	Neilson Park (E) - Develop Soccer Field	354	(14)												(304)	
	Ward 6 Needs Assessment Study		(29)													
	Summerlea Park - Redevelopment of Park		(25)													
	La Rose Park - Revitalization of Park		(50)													
	Play Area Enhancements FY2010			(50)												
	Play Area Enhancements FY2012						(126)									
	Play Area Enhancements FY2013							(10)								
XR2040 Parkland Acquisition - NY		574	(118)	(50)	-	(126)	(10)								(449)	
	North York Civic Soccer Fields (SFP)		(75)													
	Grandravine Park - Upgrade Softball Field		(13)													
	Hawksbury Park Tennis Building Improvements				(6)											
	Brookbanks Park Redevelopment			(12)												
	Play Area Enhancements FY2012					(11)										
	Play Area Enhancements FY2013						(62)									
	Harryetta Gardens Park Waterplay		(91)													
	O'Connor C.C. - New Waterplay		(6)	(123)												
	Sunnybrook Park - New Pedestrian Walkway			(50)												
XR2042 Parkland Development - NY Local		196	(185)	(185)	(6)	(11)	(62)								(188)	
	North York Civic Soccer Fields (SFP)		(25)													
	Brookbanks Park Redevelopment		(25)													
	Play Area Enhancements FY2010			(135)												
XR2044 Parkland Acquisition - York City Dev	Apted Park Upgrade Sportsfields, Park Enhancements	23		(22)											(22)	
	XR2052 Parkland Acquisition -TO	185	(148)												(148)	
XR2054 Parkland Development -TO Local		537		(125)											(512)	
	Riverdale Park East - Running Track Resurfacing			(10)												
	West Queen West Triangle - New Park Development		(25)													
	June Rowlands Park Improvements (S37)		(102)													
XR2203 Parkland Acq-West Dist Local Dev	Lord Dufferin Pool-Replace existing Pool		(250)													
			(377)	(135)	-	-	-	-	-	-	-	-	-			
XR2203 Parkland Acq-West Dist Local Dev	Apted Park Upgrade Sportsfields, Park Enhancements	1,984		(48)											(5,392)	
	Don Russell Park Baseball Facility									(25)						
	Keeleisdale Park - Build New Basketball Facility										(17)					
	Ward 6 Needs Assessment Study		(117)													
	Grattan Park-Total Park Redevelopment		(25)													
	North Rexdale Parks Priority Site 5 (TBD)				(40)											
	Colonel Samuel Smith Site Development								(50)	(50)	(100)					
	Turnberry Park North								(72)							
	Turnberry Park South								(58)							
	Keeleisdale Park - Rebuild Stairs/Path/N.Sporting									(25)	(62)					
	Rexlington Park - Redevelopment												(233)			
	2475 Eglinton Ave. West - New Park Development												(108)			
	Sand Beach Road												(59)			
	Beresford Park - Build Washroom Facility												(133)			
	Mystic Point - New Park Development												(86)			
	Play Area Enhancements FY2009		(300)													
	Play Area Enhancements FY2010			(250)												
	Play Area Enhancements FY2011					(300)										
	Play Area Enhancements FY2012						(174)									
	Play Area Enhancements FY2013							(264)								
	Play Area Enhancements FY2014								(300)							
	Play Area Enhancements FY2015									(300)						
	Play Area Enhancements FY2016										(300)					
	Play Area Enhancements FY2017											(300)				
	Play Area Enhancements FY2018												(300)			
	City Wide Environmental Initiatives - FY2009		(60)													
	City Wide Environmental Initiatives - FY2010			(60)												
	City Wide Environmental Initiatives - FY2011				(60)											
	City Wide Environmental Initiatives - FY2012					(60)										
	York Community Centre - New Facility Construction (RFR #1)		(656)				(60)									
	Western North York New CC (RFR #5)										(200)	(200)				
					(1,158)	(358)	(400)	(234)	(264)	(480)	(400)	(679)	(1,119)	(300)		

2008-2017 Capital Program

Parks, Forestry & Recreation

Reserve / Reserve Fund Name	Project / SubProject Name and Number	Projected Balance as of December 31, 2008 (\$000)	Proposed Withdrawals (\$000)									2009-2018 Total					
			2009 Rec'd Budget	2010 Plan	2011 Plan	2012 Plan	2013 Plan	2014 Forecast	2015 Forecast	2016 Forecast	2017 Forecast		2018 Forecast				
XR2205 Parkland Acq-East Dist Local Dev	Tam Heather Tennis Dome Phase 1	845	(150)													(5,145)	
	Adams Park - Irrigation System/Backstop Upgrade				(58)												
	Cedarvale Park Redevelopment - Construction				(128)	(50)											
	Adams Park - Install 2 New Picnic Shelters									(56)							
	Morningside Park - Install Shelter & Tables										(48)						
	Morningside North of Military Trail											(57)					
	Brimley/401/Progress											(30)	(35)				
	Play Area Enhancements FY2009			(300)													
	Play Area Enhancements FY2010				(300)												
	Play Area Enhancements FY2011					(187)											
	Play Area Enhancements FY2012						(190)										
	Play Area Enhancements FY2013							(181)									
	Play Area Enhancements FY2014								(300)								
	Play Area Enhancements FY2015									(300)							
	Play Area Enhancements FY2016										(300)						
	Play Area Enhancements FY2017											(300)					
	Play Area Enhancements FY2018												(300)				(300)
	Tall Pines Park - Upgrade Spraypad Equipment						(100)										
	Seven Oaks Park - New Splash Pad									(69)							
	Vradenburg Park - New Waterplay									(50)	(75)						
	Clairelea Park - Install Spray Pad											(79)					
	Cathedral Bluffs Park Playground/Splash Pad											(79)					
	Lawrence Ave to Corination Dr. New Trail									(25)	(31)						
	Bluffers Park - Install Pathway Lighting											(28)					
	Vradenburg Park - New Trail System											(33)					
	Upper Highland Creek Trail Ext.Ph. 3-5											(23)	(23)	(23)			
	Maryvale Pk-Foot Bridge from Murray Glen Dr											(75)	(36)				
	Thomson Park - Install Walkway Under Bridge											(50)	(100)				
	City Wide Environmental Initiatives - FY2009			(60)													
	City Wide Environmental Initiatives - FY2010				(60)												
	City Wide Environmental Initiatives - FY2011					(60)											
	City Wide Environmental Initiatives - FY2012						(60)										
	Malvern CRC - Installing a Gym Wall Divider.				(50)												
	North East Scarborough CC - New (RFR #3)											(125)					(400)
	Birchmount CC - Build Double Gym									(100)	(61)						
					(510)	(410)	(533)	(300)	(181)	(600)	(849)	(704)	(358)	(700)			
XR2207 Parkland Acq-North Dist Loc Dev	Esther Shiner Stadium-Fac Upgrade & Expansion	2,509								(50)	(91)				(4,712)		
	J. T. Watson Park-Redevelopment of Entire Park		(400)														
	Brookbanks Park Redevelopment			(50)													
	Bayview/Sheppard (Kenaston Gardens)								(21)								
	Olive Park @ Yonge Street - New Park Devt.										(28)	(33)					
	Former Canadian Tire Site											(467)					
	Play Area Enhancements FY2009		(300)														
	Play Area Enhancements FY2010			(165)													
	Play Area Enhancements FY2011				(250)												
	Play Area Enhancements FY2012						(229)										
	Play Area Enhancements FY2013							(204)									
	Play Area Enhancements FY2014								(300)								
	Play Area Enhancements FY2015									(300)							
	Play Area Enhancements FY2016										(300)						
	Play Area Enhancements FY2017											(300)					
	Play Area Enhancements FY2018												(300)			(300)	
	O'Connor C.C. New Waterplay			(29)	(100)												
	Belmar Park - New Splash Pad									(53)							
	Sunnybrook Park - New Pedestrian Walkway				(2)												
	City Wide Environmental Initiatives - FY2009		(60)		(60)												
	City Wide Environmental Initiatives - FY2010				(60)												
	City Wide Environmental Initiatives - FY2011					(60)											
	City Wide Environmental Initiatives - FY2012						(60)										
O'Connor CC Expansion (RFR #6)								(250)	(250)								
			(789)	(377)	(310)	(289)	(204)	(624)	(628)	(891)	(300)	(300)					

2008-2017 Capital Program

Parks, Forestry & Recreation

Reserve / Reserve Fund Name	Project / SubProject Name and Number	Projected Balance as of December 31, 2008 (\$000)	Proposed Withdrawals (\$000)									2009-2018 Total					
			2009 Rec'd Budget	2010 Plan	2011 Plan	2012 Plan	2013 Plan	2014 Forecast	2015 Forecast	2016 Forecast	2017 Forecast		2018 Forecast				
XR2209 Parkland Acq-South Dist Local Dev	Riverdale Park East - Running Track Resurfacing	6,764		(75)											(15,127)		
	Victoria Memorial Park Restoration		(253)														
	West Queen West Triangle - New Park Development			(8)													
	AsHbridges Grove Park Improvement		(500)														
	Cedarvale Park Redevelopment - Design Phase			(75)													
	Cedarvale Park Redevelopment - Construction					(100)	(400)										
	Christie Pits Park - Redevelopment								(80)	(593)							
	New Park Dev-S End of Ward 18 Ex Industrial Area								(50)	(43)							
	Ramsden Park - Park Improvements								(150)	(64)							
	Fairmount Park Sport Field Renovations								(25)	(22)							
	Harbour Square Park - Redesign									(50)	(90)						
	Cawthra Playground - Park Improvements									(86)							
	Gore Park - New Park Development													(491)			
	Former Inglis Lands													(50)		(95)	
	Centre Island - Construct a Picnic Shelter													(43)		(50)	
	East Lynn Park Lighting													(58)			
	Play Area Enhancements FY2009				(300)												
	Play Area Enhancements FY2010					(300)											
	Play Area Enhancements FY2011						(300)										
	Play Area Enhancements FY2012							(300)									
	Play Area Enhancements FY2013								(300)								
	Play Area Enhancements FY2014									(300)							
	Play Area Enhancements FY2015										(300)						
	Play Area Enhancements FY2016											(300)					
	Play Area Enhancements FY2017												(300)				
	Play Area Enhancements FY2018													(300)			
	Oriole Pk Playground Construction				(250)												
	Grange Park - Wading Pool Conversion						(25)	(200)									
	Alexandra Park - Wading Pool Conversion											(50)	(400)				
	Centre Island West - Wading Pool Conversion											(50)	(400)				
	Regent Pk 08-Replace Lord Dufferin Pool on Block 15				(500)	(2,041)											
	Scadding Court - Install Dry-O-Tron				(250)												
	Toronto Island -Resurfacing Main Road FY2011						(300)										
	Riverdale Park E-Multi-use Trail Connection								(75)								
	City Wide Environmental Initiatives - FY2009				(60)												
	Allan Gardens - Restore Indoor Plant Collection				(250)												
	Glen Stewart Ravine Management Plan Implementation				(50)	(300)	(450)										
	Don Valley Brick Works - Ph 1 Natural heritage enhancements				(75)	(400)	(350)										
	City Wide Environmental Initiatives - FY2010					(60)											
	City Wide Environmental Initiatives - FY2011						(60)										
City Wide Environmental Initiatives - FY2012						(60)											
Don Valley Brick Works - Ph 2 Natural heritage enhancements					(50)	(200)	(200)										
Riverdale Farm - Residence Retrofit										(25)	(45)						
40 Wabash Parkdale CC - Build New CC (RFR #7)										(400)	(500)	(600)					
			(2,488)	(3,259)	(1,635)	(1,160)	(575)	(605)	(1,158)	(1,066)	(2,281)	(900)					
XR2210 Parkland Acq-City Wide Land Acq	Parkland Acquisition-FY2009	9,448	(200)												(2,000)		
	Parkland Acquisition-FY2010			(200)													
	Parkland Acquisition-FY2011					(200)											
	Parkland Acquisition-FY2012						(200)										
	Parkland Acquisition-FY2013								(200)								
	Parkland Acquisition-FY2014									(200)							
	Parkland Acquisition-FY2015										(200)						
	Parkland Acquisition-FY2016											(200)					
	Parkland Acquisition-FY2017												(200)				
	Parkland Acquisition-FY2018													(200)			
			(200)	(200)	(200)	(200)	(200)	(200)	(200)	(200)	(200)	(200)					

Reserve / Reserve Fund Name	Project / SubProject Name and Number	Projected Balance as of December 31, 2008 (\$000)	Proposed Withdrawals (\$000)										2009-2018 Total			
			2009 Rec'd Budget	2010 Plan	2011 Plan	2012 Plan	2013 Plan	2014 Forecast	2015 Forecast	2016 Forecast	2017 Forecast	2018 Forecast				
XR2211 Parkland Acq-City Wide Development	Capital Planning & Asset Management FY2009	7,901	(500)													(22,913)
	Investigation and Pre-Engineering FY2009		(37)													
	Capital Planning & Asset Management FY2010			(500)												
	Investigation and Pre-Engineering FY2010			(37)												
	Capital Planning & Asset Management FY2011				(500)											
	Investigation and Pre-Engineering FY2011				(37)											
	Capital Planning & Asset Management FY2012					(500)										
	Investigation and Pre-Engineering FY2012					(37)										
	Capital Planning & Asset Management FY2013						(500)									
	Investigation and Pre-Engineering FY2013						(37)									
	Capital Planning & Asset Management FY2014							(500)								
	Investigation and Pre-Engineering FY2014							(37)								
	Capital Planning & Asset Management FY2015								(500)							
	Investigation and Pre-Engineering FY2015								(37)							
	Capital Planning & Asset Management FY2016									(500)						
	Investigation and Pre-Engineering FY2016									(37)						
	Capital Planning & Asset Management FY2017										(500)					
	Investigation and Pre-Engineering FY2017										(37)					
	Capital Planning & Asset Management FY2018											(500)				
	Investigation and Pre-Engineering FY2018											(37)				
	Sports Fields FY2009		(550)													(37)
	Sports Fields FY2010			(154)												
	Sports Fields FY2011				(200)											
	Sports Fields FY2012					(250)										
	Sports Fields FY2013						(200)									
	Sports Fields FY2014							(150)								
	Sports Fields FY2015								(150)							
	Sports Fields FY2016									(150)						
	Sports Fields FY2017										(150)					
	Sports Fields FY2018											(150)				(250)
	Skateboard Parks City Wide FY2009		(455)													
	Earlscourt Volleyball Courts		(250)													
	Grandravine Park - Upgrade Softball Field		(112)													
	Fairbank Park Ball Diamond Lighting Improvements			(275)												
	Earl Bales Park Mountain Biking Facility					(19)										
	West Humber Trail Washrooms										(18)					
	Canada Arsenal (Marie Curtis Parks) Design		(100)													
	Yorkwoods Park Improvements		(150)													
	Strathburn Park Improvements		(100)													
	Canada Arsenal (Marie Curtis Park)			(75)	(375)											
	Colonel Samuel Smith Site Development								(100)							
	Former Canadian Tire Site										(9)					
	Oriole Pk Playground Construction		(750)													
	Regent Pk 08-Replace Lord Dufferin Pool on Block 15		(100)													
	Upper Highland Creek Trail Ext.Ph. 3-5									(35)	(35)	(35)				
	Maryvale Pk-Foot Bridge from Murray Glen Dr										(75)	(75)				
	East Don Trail Ext. Wards 29,31,34										(25)	(136)				
	City Wide Environmental Initiatives - FY2009		(1,014)													
	Erosion, Health & Safety, Asset Pres. FY2009		(25)													
	Erosion, Health & Safety, Asset Pres. FY2010			(200)												
	Community Gardens FY2009		(50)													
	City Wide Environmental Initiatives - FY2010			(860)												
	City Wide Environmental Initiatives - FY2011				(785)											
	City Wide Environmental Initiatives - FY2012					(960)										
	City Wide Environmental Initiatives - FY2013						(1,025)									
	City Wide Environmental Initiatives - FY2014							(700)								
	City Wide Environmental Initiatives - FY2015								(525)							
	City Wide Environmental Initiatives - FY2016									(700)						
	City Wide Environmental Initiatives - FY2017										(525)					
	City Wide Environmental Initiatives - FY2018											(700)				

Reserve / Reserve Fund Name	Project / SubProject Name and Number	Projected Balance as of December 31, 2008 (\$000)	Proposed Withdrawals (\$000)										2009-2018 Total			
			2009 Rec'd Budget	2010 Plan	2011 Plan	2012 Plan	2013 Plan	2014 Forecast	2015 Forecast	2016 Forecast	2017 Forecast	2018 Forecast				
XR2211 Parkland Acq-City Wide Development (con'd)	Community Gardens FY2010			(50)												
	Community Gardens FY2011				(50)											
	Community Gardens FY2012					(50)										
	Community Gardens FY2013						(50)									
	Community Gardens FY2014							(50)								
	Community Gardens FY2015								(50)							
	Community Gardens FY2016									(50)						
	Community Gardens FY2017										(50)					
	Community Gardens FY2018											(50)				
	High Park Children's Garden -Kitchen Construction		(156)													
	Earl Bales Park - Ski Centre Expansion			(195)												
	Golf Driving Range - Location TBD								(25)	(108)						
	Jenner Jean-Marie CC-Addl & New Facility (RFR #2)		(500)													
	York Community Centre - New Facility Construction (RFR #1)		(1,254)													
	East Scarborough B&G Club Addition DESIGN			(200)												
	Malvern CRC - Installing a Gym Wall Divider.			(50)												
	North East Scarborough CC - New (RFR #3)														(500)	
Western North York New CC (RFR #5)										(100)	(100)					
O'Connor CC Expansion (RFR #6)									(403)							
		(5,253)	(3,251)	(2,142)	(1,816)	(1,812)	(1,462)	(1,908)	(1,699)	(1,533)	(2,037)					
XR3009 Racquet Sports	Tam Heather Tennis Dome Phase 2	777	(500)												(500)	
XR3014 Infrastructure Reserve Fund	Ashbridges Bay Skateboard Park	210	(145)												(255)	
	40 Wabash Parkdale CC-demolition & site cleanup		(110)													
			(255)													
Total Proposed RF Withdrawals			(16,182)	(26,452)	(25,429)	(5,242)	(3,489)	(4,039)	(5,143)	(5,239)	(5,791)	(4,437)		(101,443)		

Reserve / Reserve Fund Name	Project / SubProject Name and Number	Projected Balance as of December 31, 2008 (\$000)	Proposed Withdrawals (\$000)										2009-2018 Total			
			2009 Rec'd Budget	2010 Plan	2011 Plan	2012 Plan	2013 Plan	2014 Forecast	2015 Forecast	2016 Forecast	2017 Forecast	2018 Forecast				
XR2028 Development Charges RF - Parks & Rec	Neilson Park (E) - Develop Soccer Field	27,736	(61)													(91,255)
	Sports Fields FY2010			(150)												
	Sports Fields FY2011				(200)											
	Sports Fields FY2012					(150)										
	Sports Fields FY2013						(242)									
	Sports Fields FY2014							(150)								
	Sports Fields FY2015								(150)							
	Sports Fields FY2016									(150)						
	Sports Fields FY2017										(150)					
	Sports Fields FY2018											(150)				
	Ashbridges Bay - Sports Field Lighting			(25)	(422)											
	Queensway Park - Baseball Lighting			(284)												
	Morningside Yard - Soccer Fields			(188)												
	Port Union Village Common - Washroom Facilities				(377)											
	Hawksbury Park Tennis Building Improvements				(119)											
	Earl Bales Park Mountain Biking Facility					(81)										
	West Rouge Canoe Club - Clubhouse (Rebuild)						(488)									
	New Cricket Pitch - North District Location TBD						(48)									
	Thomson Park - Bocce Development						(142)									
	Heron Park - Outdoor Basketball Courts						(64)									
	Esther Shiner Stadium-Fac Upgrade & Expansion									(1,709)						
	Don Russell Park Baseball Facility									(514)						
	Keeleisdale Park - Build New Basketball Facility									(342)						
	West Humber Trail Washrooms									(366)						
	Port Union - Village Common Site Development		(75)													
	Clarence Square - Redevelopment Phase 1		(56)													
	Master Planning (Pre-Eng) - Parks FY2009		(50)													
	Master Planning (Pre-Eng) - Parks FY2010			(50)												
	Master Planning (Pre-Eng) - Parks FY2011				(50)											
	Master Planning (Pre-Eng) - Parks FY2012					(50)										
	Master Planning (Pre-Eng) - Parks FY2013						(100)									
	Master Planning (Pre-Eng) - Parks FY2014							(100)								
	Master Planning (Pre-Eng) - Parks FY2015								(100)							
	Master Planning (Pre-Eng) - Parks FY2016									(100)						
	Master Planning (Pre-Eng) - Parks FY2017										(100)					
	Master Planning (Pre-Eng) - Parks FY2018											(100)				
	West Queen West Triangle - New Park Development		(25)	(382)												(100)
	Whitehaven Park - Total Redevelopment		(25)	(352)												
	Brookbanks Park Redevelopment			(188)												
	Canada Arsenal (Marie Curtis Park)			(25)	(945)	(1,000)										
	Cedarvale Park Redevelopment - Construction				(672)	(150)										
	Bogert/Sheppard							(339)								
	Bayview/Sheppard (Kenaston Gardens)							(89)								
	Christie Pits Park - Redevelopment								(407)							
	Adams Park - Install 2 New Picnic Shelters								(119)							
	New Park Dev-S End of Ward 18 Ex Industrial Area									(407)						
	Ramsden Park - Park Improvements									(936)						
	Fairmount Park Sport Field Renovations									(203)						
	Colonel Samuel Smith Site Development									(800)	(262)					
	Thomson Park - Redevelopment of Park Areas							(85)								
	Turnberry Park North							(53)								
	Turnberry Park South							(42)								
	Clarence Square - Redevelopment Phase 2							(122)								
	Morningside Park - Install Shelter & Tables								(102)							
	Harbour Square Park - Redesign										(610)					
	Cawthra Playground - Park Improvements									(64)						
	Olive Park @ Yonge Street - New Park Devt.										(267)					

Reserve / Reserve Fund Name	Project / SubProject Name and Number	Projected Balance as of December 31, 2008 (\$000)	Proposed Withdrawals (\$000)										2009-2018 Total			
			2009 Rec'd Budget	2010 Plan	2011 Plan	2012 Plan	2013 Plan	2014 Forecast	2015 Forecast	2016 Forecast	2017 Forecast	2018 Forecast				
XR2028 Development Charges RF - Parks & Rec (con'd)	Former Canadian Tire Site									(250)	(2,930)					
	Keelestdale Park - Rebuild Stairs/Path/N.Sporting										(188)					
	Gore Park - New Park Development										(150)	(1,999)				
	Morningside North of Military Trail										(41)					
	Rexlington Park - Redevelopment												(617)			
	Brimley/401/Progress											(10)				
	Former Inglis Lands													(635)		
	Centre Island - Construct a Picnic Shelter											(7)			(400)	
	East Lynn Park Lighting											(42)				
	2475 Eglinton Ave. West - New Park Development														(342)	
	Sand Beach Road														(43)	
	Beresford Park - Build Washroom Facility														(117)	
	Mystic Point - New Park Development														(814)	
	Amesbury Park - Parking Lot Expansion 40-50spaces								(183)							
	Harryetta Gardens Park Waterplay			(171)												
	O'Connor C.C. - New Waterplay			(15)	(177)											
	John Tabor Park - Conversion of Wading Pool					(149)										
	Humberwood/Indian Line Park Waterplay						(15)	(156)								
	Shawnee Park New Waterplay						(21)	(150)								
	Seven Oaks Park - New Splash Pad									(284)						
	Belmar Park - New Splash Pad									(107)						
	Vradenburg Park - New Waterplay										(325)					
	Clairlea Park - Install Spray Pad												(171)			
	Cathedral Bluffs Park Playground/Splash Pad												(171)			
	Lord Dufferin Pool-Replace existing Pool			(2,212)												
	Regent Pk 08-Replace Lord Dufferin Pool on Block 15			(392)	(998)											
	Co.Sam Smith Outdoor Rink			(500)												
	Sunnybrook Park - New Pedestrian Walkway				(223)											
	Wickson Trail - Trail Construction				(81)											
	Riverdale Park East - Lighting of Path					(264)										
	East Point Park - Install Pathway					(61)										
	Lawrence Ave to Corination Dr. New Trail										(244)					
	Upper Highland Creek Trail Ext.Ph. 3-5									(100)	(292)	(292)	(292)			
	Bluffers Park - Install Pathway Lighting										(122)					
	Vradenburg Park - New Trail System										(142)					
	Maryvale Pk-Foot Bridge from Murray Glen Dr										(25)	(789)				
	Thomson Park - Install Walkway Under Bridge										(100)	(1,121)				
	East Don Trail Ext. Wards 29,31,34														(814)	
	High Park Children's Garden -Kitchen Construction			(244)												
	Earl Bales Park - Ski Centre Expansion					(5)	(1,948)									
	Golf Driving Range - Location TBD										(692)					
	Riverdale Farm - Residence Retrofit														(305)	
	North District CC - Can-Tire Site Design			(240)												
	Jenner Jean-Marie CC-Addl & New Facility (RFR #2)			(875)												
	Edithvale CC - Construction (RFR #4)			(1,000)	(2,031)											
	Warden Corridor Community Centre - Construction				(2,000)											
	Warden Corridor CC - Construction (Change of Scop)				(700)											
	York Community Centre - New Facility Construction (RFR #1)			(52)	(5,790)	(5,070)										
	North East Scarborough CC - New (RFR #3)									(500)	(3,375)	(5,000)	(5,000)			
	Western North York New CC (RFR #5)										(1,750)	(4,578)	(2,150)			
Birchmount CC - Build Double Gym										(1,739)						
O'Connor CC Expansion (RFR #6)									(250)	(1,597)						
40 Wabash Parkdale CC - Build New CC (RFR #7)										(500)	(2,131)	(5,500)				
			(5,993)	(13,644)	(8,334)	(3,415)	(1,573)	(2,340)	(2,340)	(14,322)	(21,941)	(19,443)	(250)			
Total Proposed DC Withdrawals			(5,993)	(13,644)	(8,334)	(3,415)	(1,573)	(2,340)	(2,340)	(14,322)	(21,941)	(19,443)	(250)		(91,255)	